


By the Numbers

Join the Tiger Ambush!

Working as a team to use information to create quality for employees
and students.

Office of Institutional Effectiveness, December 2023



This edition of By the Numbers includes information about the College's support of Kansas high school students through the Kansas Board of Regents' (KBOR) program, Excel in CTE.

The graphics on the following pages can be viewed in their entirety in an interactive format with additional, historical information online by logging in at [Tableau Online](#)

New! By the Numbers is now available publicly on the College's website in both a condensed fact sheet and expanded newsletter format.

Don't have a Tableau account? Have questions about the information contained in this newsletter? Contact me using the information below.

Thank you,
Debbie Phelps
debbie.phelps@cowley.edu

Introduction

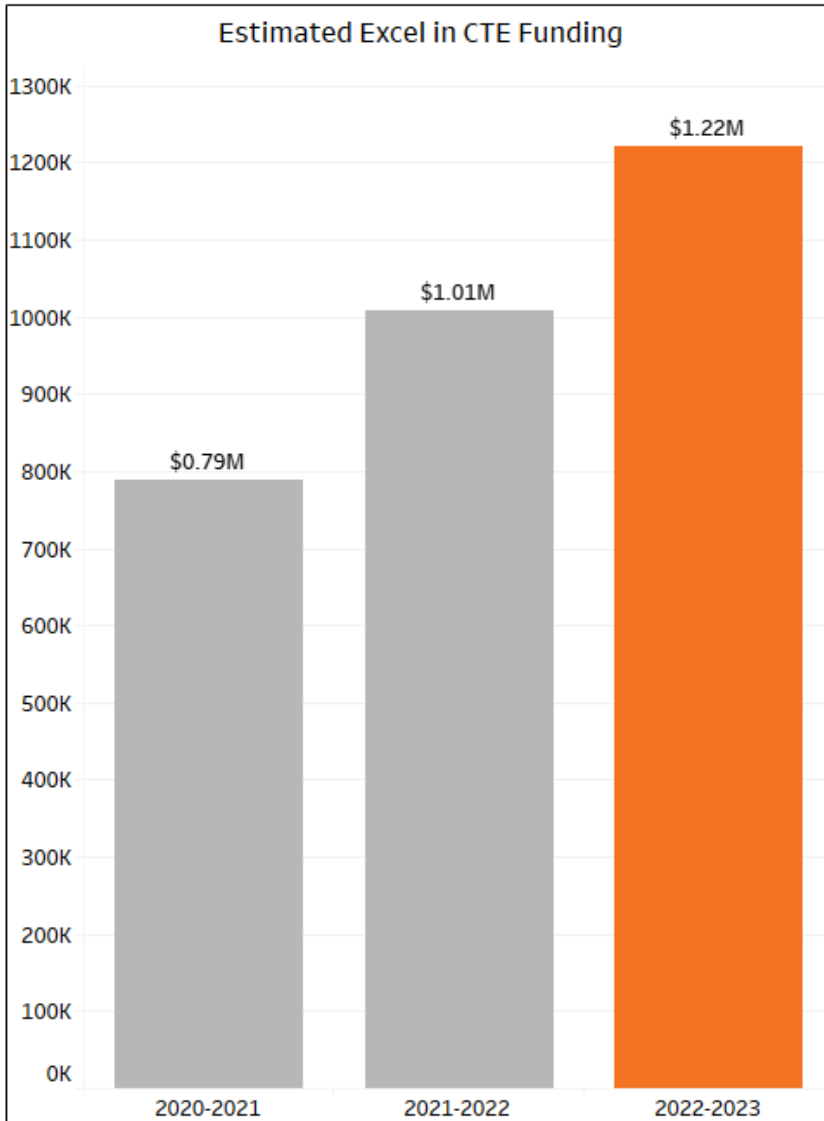
Service area high school students have saved approximately \$3.1 million dollars in tuition cost over the past three academic years through Excel in CTE, a state initiative to increase high school student readiness for the workplace.

During the 2022-2023 academic year, 351 service area high school students from Cowley, Chautauqua, and Sumner Counties, saved a total of \$859,196 in tuition with additional savings in fees for enrollments in technical courses in a variety of programs at Cowley College.

Excel in CTE requires Cowley College to charge qualifying high school students \$0 for tuition and fees for technical courses with the State of Kansas reimbursing the College for the total, waiver amount following the submission of the KBOR Annual Year (AY) Collection in the early fall. Tuition reimbursement is calculated using the AY Collection's Funding Flags file which reports technical credit hour enrollment by Kansas high school students. All amount information in this newsletter is based on an estimate released to the College in August of each year.

Introduction

Tuition reimbursement from the State of Kansas for *Excel in CTE*, is calculated using the KBOR Annual Year (AY) Collection's Funding Flags file. This file reports technical credit hour enrollment by Kansas high school students. All amount information in this newsletter is based on an estimate released to the College in August of each year.

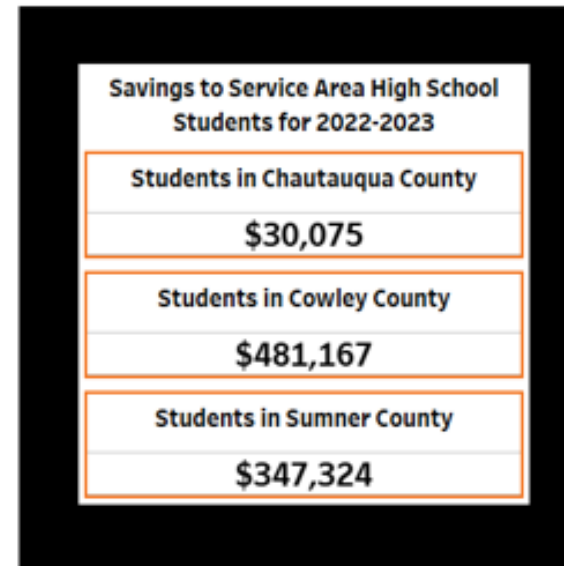
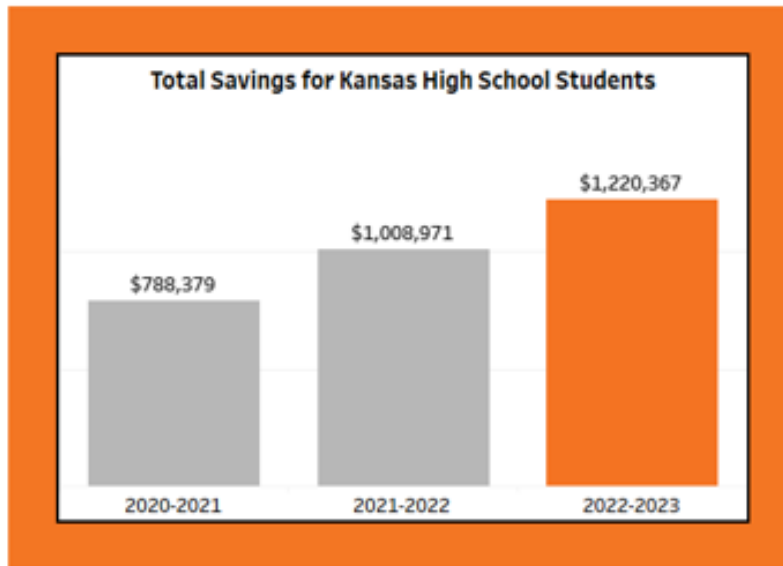


Total Funding by Academic Year			
	2020-2021	2021-2022	2022-2023
Estimated Excel in CTE Amount	\$788,379	\$1,008,971	\$1,220,367

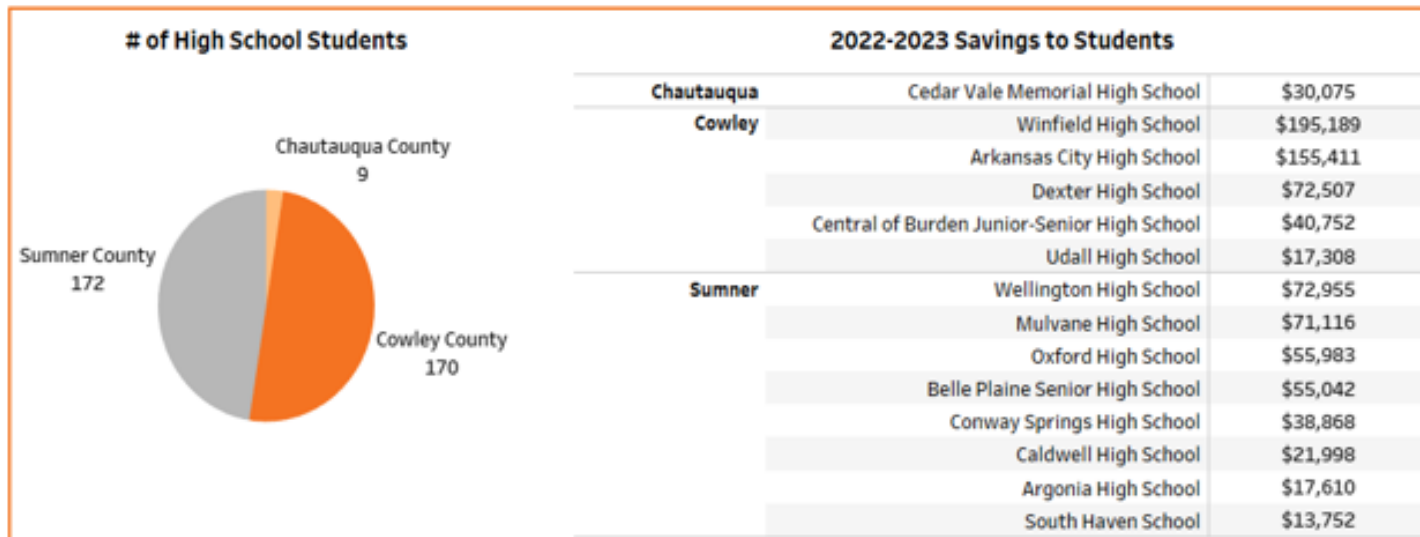
Year over Year % Change			
	2020-2021	2021-2022	2022-2023
Excel in CTE: % Change	-14%	28%	21%

Year over Year Change in Dollars			
	2020-2021	2021-2022	2022-2023
Excel in CTE: Change in Dollars	(\$130,003)	\$220,592	\$211,396

Kansas High School Student Participation in Excel in CTE



Facts about Service Area, Public High School Student Enrollment for 2022-2023



Information about Service Area High Schools with Participating Students



Hover over each bar to see information about funding generated by students at each service area high school. It is important to understand that special funding revenue is generated by credit hour enrollment not student headcount. Therefore, funding can increase *even though headcount declines*, i.e. see change in 2022-2023 funding for Arkansas High School.

Argonia High School	2020-2021	
	2021-2022	
	2022-2023	
Arkansas City High School	2020-2021	
	2021-2022	
	2022-2023	
Belle Plaine Senior High School	2020-2021	
	2021-2022	
	2022-2023	
Caldwell High School	2020-2021	
	2021-2022	
	2022-2023	
Cedar Vale Memorial High School	2020-2021	
	2021-2022	
	2022-2023	
Central of Burden Junior-Senior High School	2020-2021	
	2021-2022	
	2022-2023	
Conway Springs High School	2020-2021	
	2021-2022	
	2022-2023	
Dexter High School	2020-2021	
	2021-2022	
	2022-2023	
Mulvane High School	2020-2021	
	2021-2022	
	2022-2023	
Oxford High School	2020-2021	
	2021-2022	
	2022-2023	
South Haven School	2020-2021	
	2021-2022	
	2022-2023	
Udall High School	2020-2021	
	2021-2022	
	2022-2023	
Wellington High School	2020-2021	
	2021-2022	
	2022-2023	
Winfield High School	2020-2021	
	2021-2022	
	2022-2023	

Total # of Students for the Most Recent, Three Academic Years

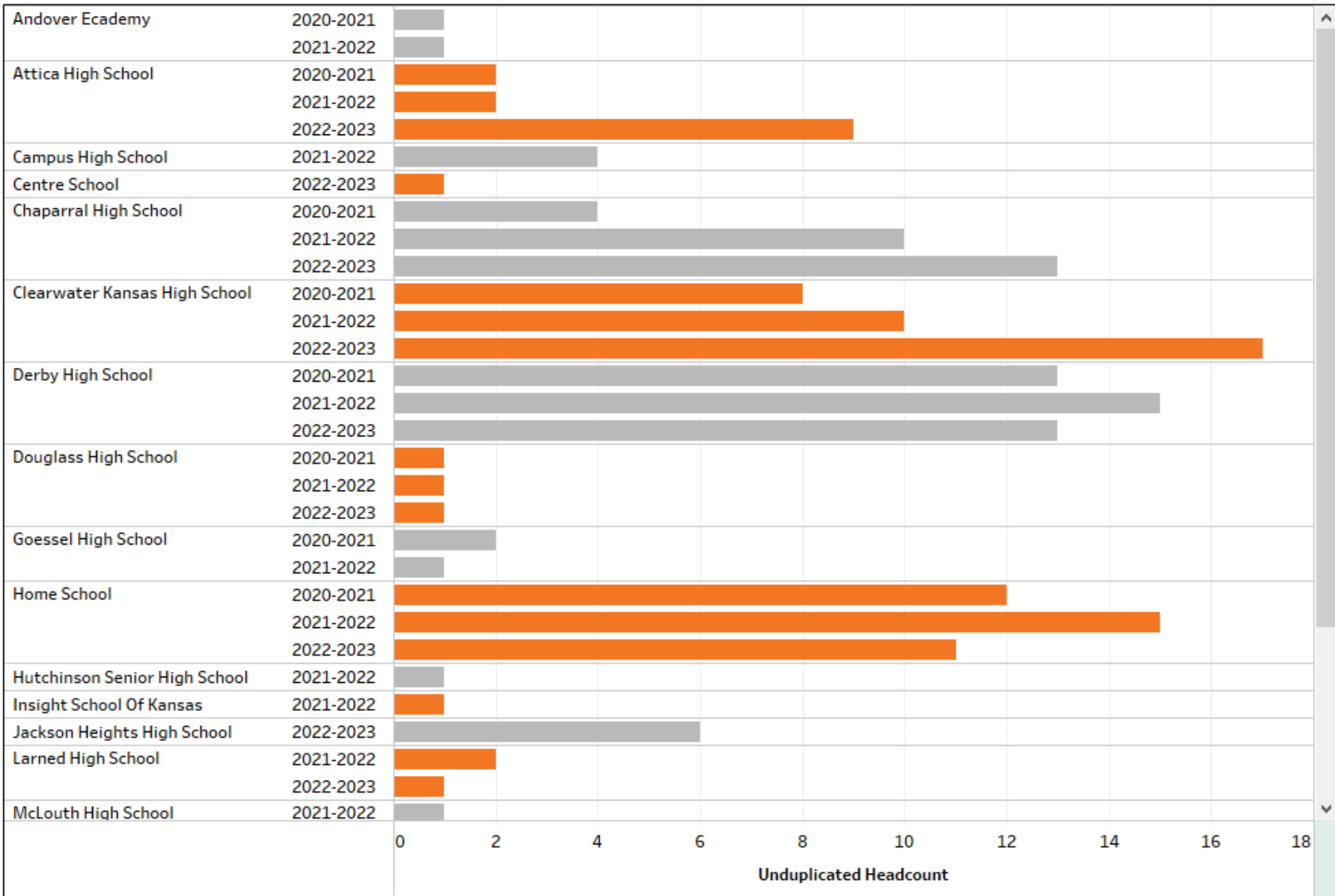
*Unduplicated Headcount for 2020-2021 through 2022-2023

Argonia High School	20
Arkansas City High School	89
Belle Plaine Senior High School	36
Caldwell High School	10
Cedar Vale Memorial High School	22
Central of Burden Junior-Senior High School	23
Conway Springs High School	26
Dexter High School	15
Mulvane High School	17
Oxford High School	31
South Haven School	8
Udall High School	14
Wellington High School	77
Winfield High School	99

Other Kansas Public High Schools Located Outside Cowley College's Service Area

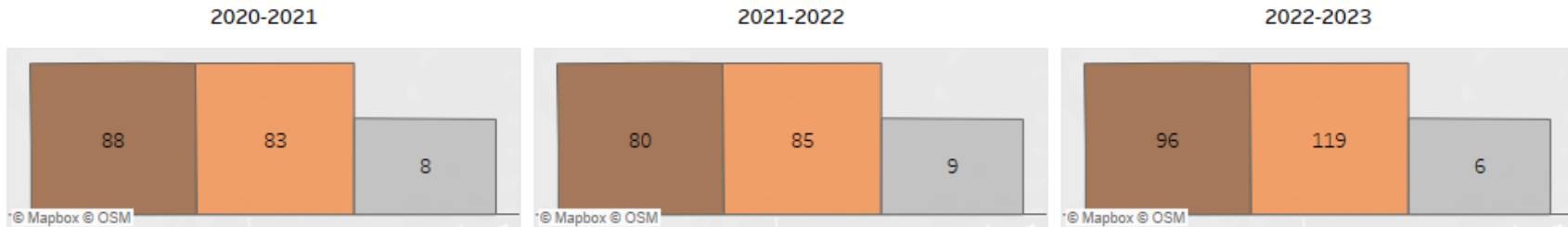


Hover over each bar to see information about funding generated by students at each service area high school. It is important to understand that special funding revenue is generated by credit hour enrollment not student headcount. Therefore, funding can increase *even though headcount declines*.

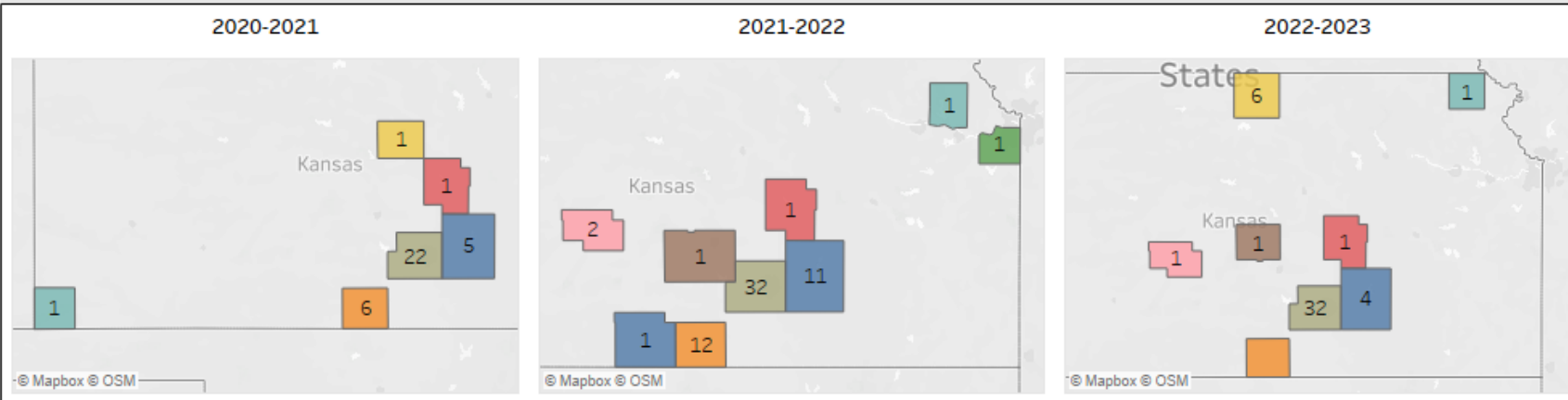


All Participating High School Locations by County

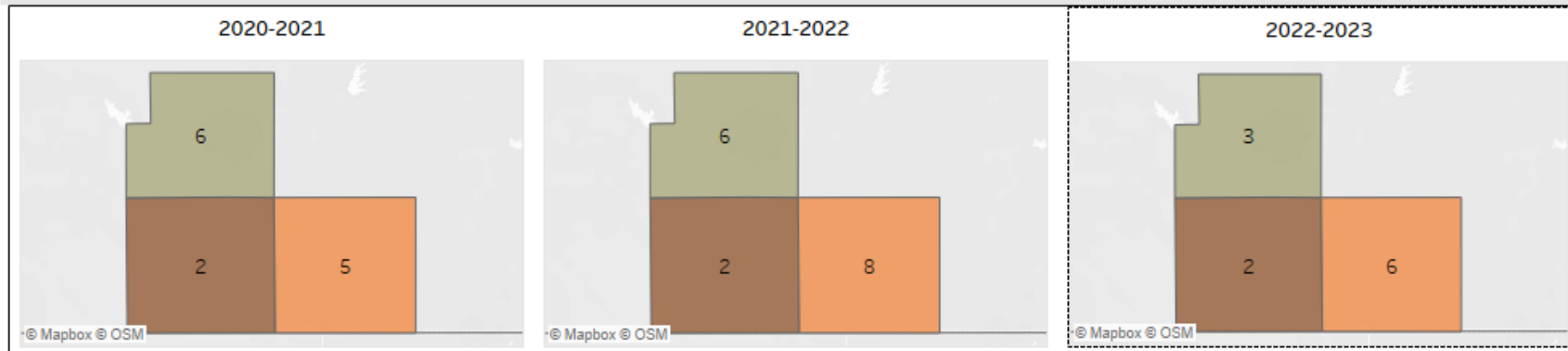
Public High Schools included in KBOR Service Area



Public & Private High Schools not included in KBOR Service Area



Home Schools



Complete Public and Private High School Listing by County
Unduplicated Headcount

		2020-2021	2021-2022	2022-2023
Barber	Medicine Lodge High School		1	
Brown	West Elk High School			1
Butler	Andover Academy	1	1	
	Douglass High School		1	1
	Rose Hill High School	4	9	3
Chautauqua	Cedar Vale Memorial High School	8	9	6
Cowley	Arkansas City High School	38	37	34
	Central of Burden Junior-Senior High School	9	3	12
	Dexter High School	2	6	10
	Udall High School	8	7	6
	Winfield High School	26	32	57
Harper	Attica High School	2	2	9
	Chaparral High School	4	10	13
Jefferson	McLouth High School		1	
Jewell	Jackson Heights High School			6
Johnson	Insight School Of Kansas		1	
Marion	Centre School			1
	Goessel High School	1	1	
Morton	Douglass High School	1		
Pawnee	Larned High School		2	1
Reno	Hutchinson Senior High School		1	
Rice	Norwich High			1
Saline	Goessel High School	1		
Sedgwick	Campus High School		4	
	Chaparral High School		1	
	Clearwater Kansas High School	8	10	17
	Derby High School	13	15	13
	Goessel High School	1		
	Medicine Lodge High School		1	
	Wichita High School East			2
Wichita High School North		1		
Sumner	Argonia High School	15	4	4
	Belle Plaine Senior High School	8	5	27
	Caldwell High School	5	3	4
	Conway Springs High School	10	8	9