


By the Numbers

Join the Tiger Ambush!

Working as a team to use information to create quality for employees
and students.

Office of Institutional Effectiveness, December 2023



This edition of By the Numbers includes information about the College's support of Kansas high school students through the Kansas Board of Regents' (KBOR) program, Excel in CTE.

The graphics on the following pages can be viewed in their entirety in an interactive format with additional, historical information online by logging in at [Tableau Online](#)

New! By the Numbers is now available publicly on the College's website in both a condensed fact sheet and expanded newsletter format.

Don't have a Tableau account? Have questions about the information contained in this newsletter? Contact me using the information below.

Thank you,
Debbie Phelps
debbie.phelps@cowley.edu

Introduction

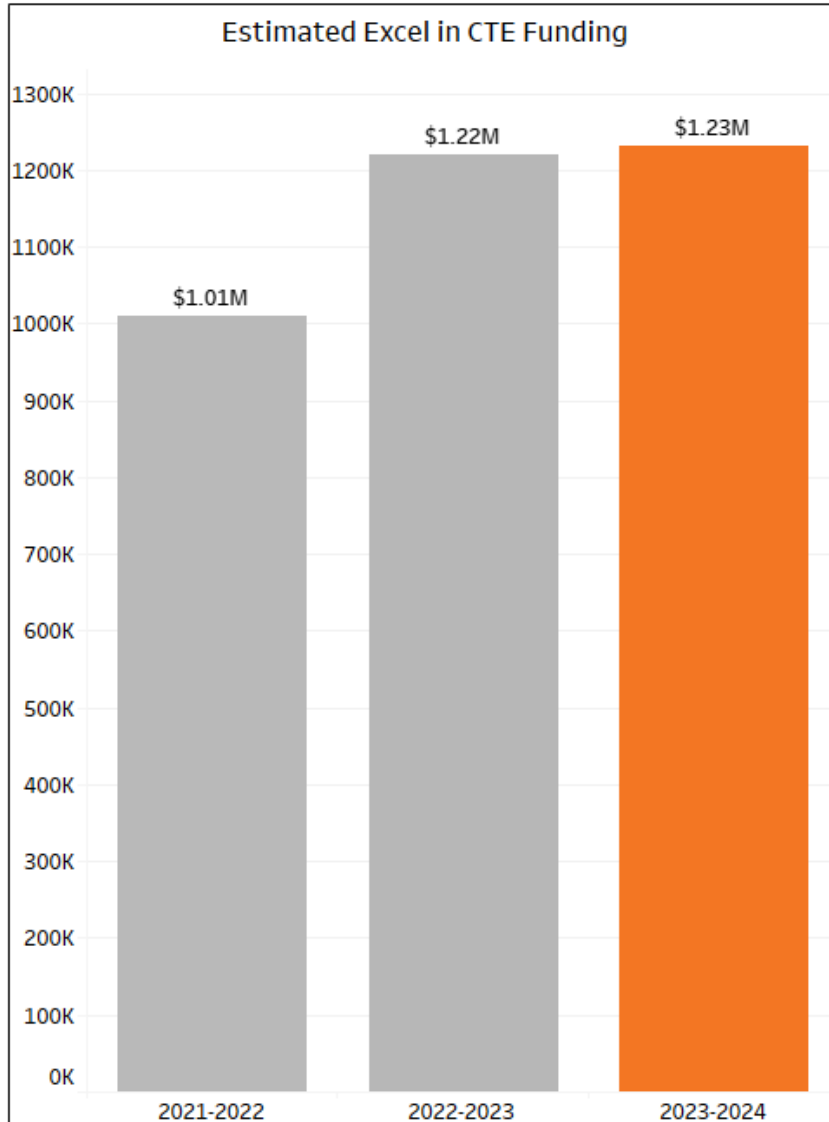
Kansas high school students have saved approximately \$3.4 million dollars in tuition cost at Cowley College over the past three academic years through Excel in CTE, a state initiative to increase high school student readiness for the workplace.

During the 2023-2024 academic year, 255 service area high school students from Cowley, Chautauqua, and Sumner Counties, saved a total of \$874,790 in tuition with additional savings in fees for enrollments in technical courses in a variety of programs at Cowley College.

Excel in CTE requires Cowley College to charge qualifying high school students \$0 for tuition and fees for technical courses with the State of Kansas reimbursing the College for the total, waiver amount following the submission of the KBOR Annual Year (AY) Collection in the early fall. Tuition reimbursement is calculated using the AY Collection's Funding Flags file which reports technical credit hour enrollment by Kansas high school students. All amount information in this newsletter is based on an estimate released to the College in August of each year.

Introduction

Tuition reimbursement from the State of Kansas for *Excel in CTE*, is calculated using the KBOR Annual Year (AY) Collection's Funding Flags file. This file reports technical credit hour enrollment by Kansas high school students. All amount information in this newsletter is based on an estimate released to the College in August of each year.



Total Funding by Academic Year			
	2021-2022	2022-2023	2023-2024
Estimated Excel in CTE Amount	\$1,008,971	\$1,220,367	\$1,230,716

Year over Year % Change			
	2021-2022	2022-2023	2023-2024
Excel in CTE: % Change	28%	21%	1%

Year over Year Change in Dollars			
	2021-2022	2022-2023	2023-2024
Excel in CTE: Change in Dollars	\$220,592	\$211,396	\$10,349

Information about Service Area High Schools with Participating Students



Hover over each bar to see information about funding generated by students at each service area high school. It is important to understand that special funding revenue is generated by credit hour enrollment not student headcount. Therefore, funding can increase *even though headcount declines*.

Argonia High School	2021-2022	Orange bar
	2022-2023	Orange bar
	2023-2024	Orange bar
Arkansas City High School	2021-2022	Grey bar
	2022-2023	Grey bar
	2023-2024	Grey bar
Belle Plaine Senior High School	2021-2022	Orange bar
	2022-2023	Orange bar
	2023-2024	Orange bar
Caldwell High School	2021-2022	Grey bar
	2022-2023	Grey bar
	2023-2024	Grey bar
Cedar Vale Memorial High School	2021-2022	Orange bar
	2022-2023	Orange bar
	2023-2024	Orange bar
Central of Burden Junior-Senior High School	2021-2022	Grey bar
	2022-2023	Grey bar
	2023-2024	Grey bar
Conway Springs High School	2021-2022	Orange bar
	2022-2023	Orange bar
	2023-2024	Orange bar
Dexter High School	2021-2022	Grey bar
	2022-2023	Grey bar
	2023-2024	Grey bar
Mulvane High School	2021-2022	Orange bar
	2022-2023	Orange bar
	2023-2024	Orange bar
Oxford High School	2021-2022	Grey bar
	2022-2023	Grey bar
	2023-2024	Grey bar
Udall High School	2021-2022	Grey bar
	2022-2023	Grey bar
	2023-2024	Grey bar
Wellington High School	2021-2022	Orange bar
	2022-2023	Orange bar
	2023-2024	Orange bar
Winfield High School	2021-2022	Grey bar
	2022-2023	Grey bar
	2023-2024	Grey bar

Total # of Students for the Most Recent, Three Academic Years

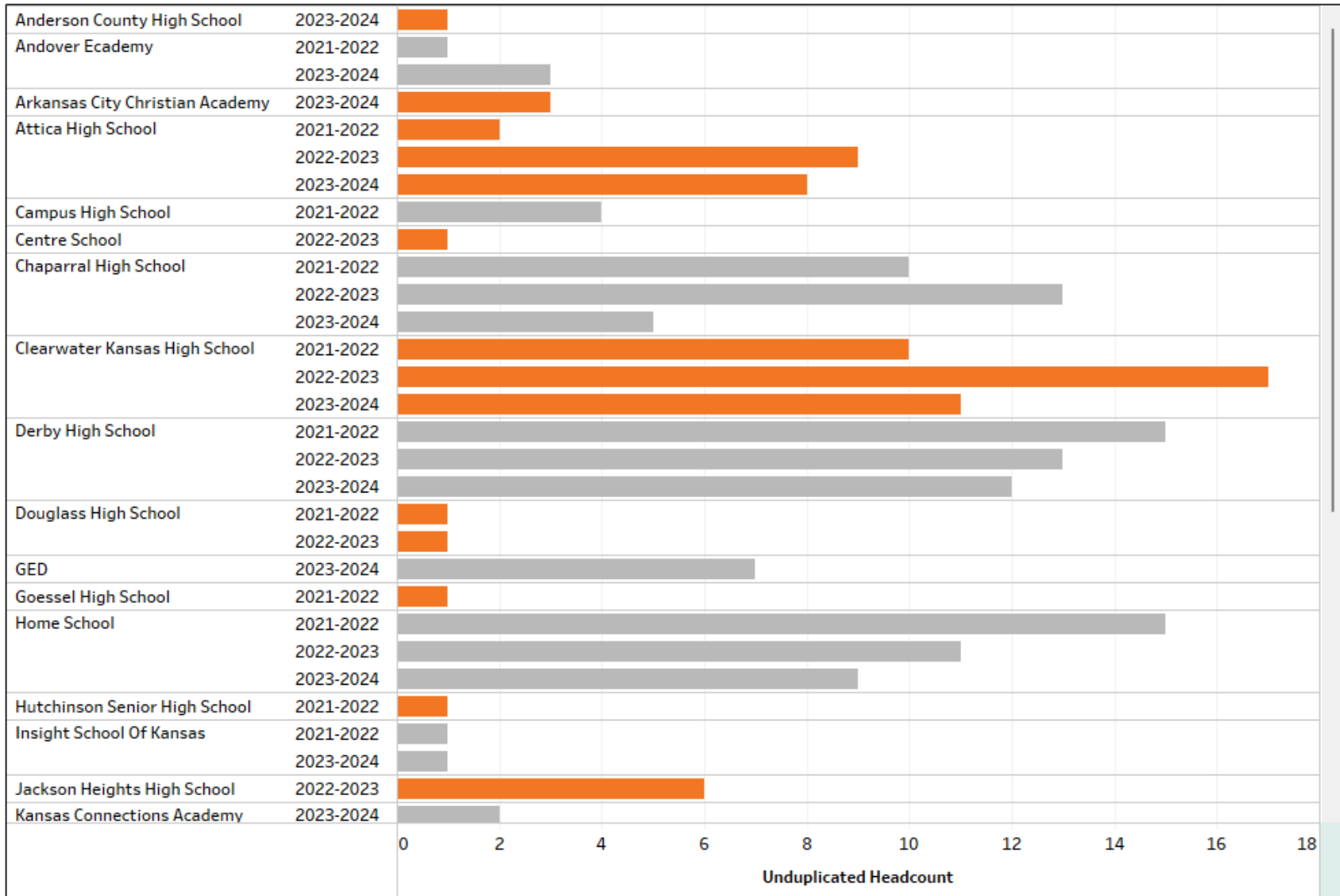
*Unduplicated Headcount for 2021-2022 through 2023-2024

Argonia High School	9
Arkansas City High School	108
Belle Plaine Senior High School	47
Caldwell High School	11
Cedar Vale Memorial High School	16
Central of Burden Junior-Senior High School	25
Conway Springs High School	28
Dexter High School	24
Mulvane High School	20
Oxford High School	28
Udall High School	17
Wellington High School	77
Winfield High School	123

Other Kansas Public High Schools Located Outside Cowley College's Service Area

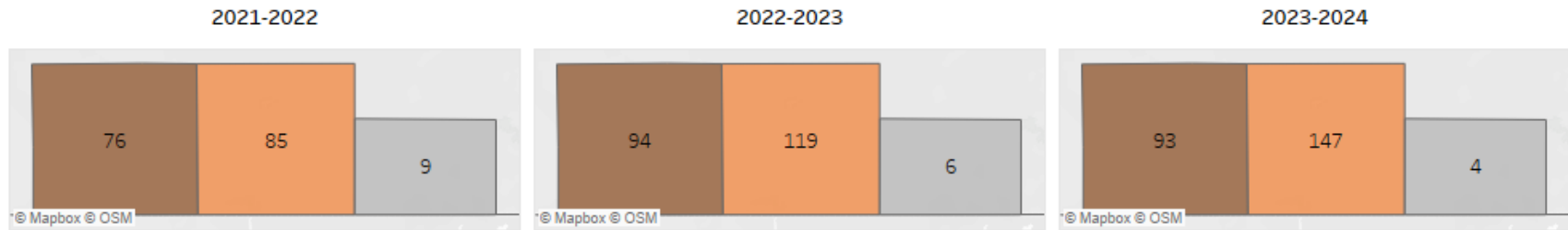


Hover over each bar to see information about funding generated by students at each service area high school. It is important to understand that special funding revenue is generated by credit hour enrollment not student headcount. Therefore, funding can increase *even though headcount declines*.

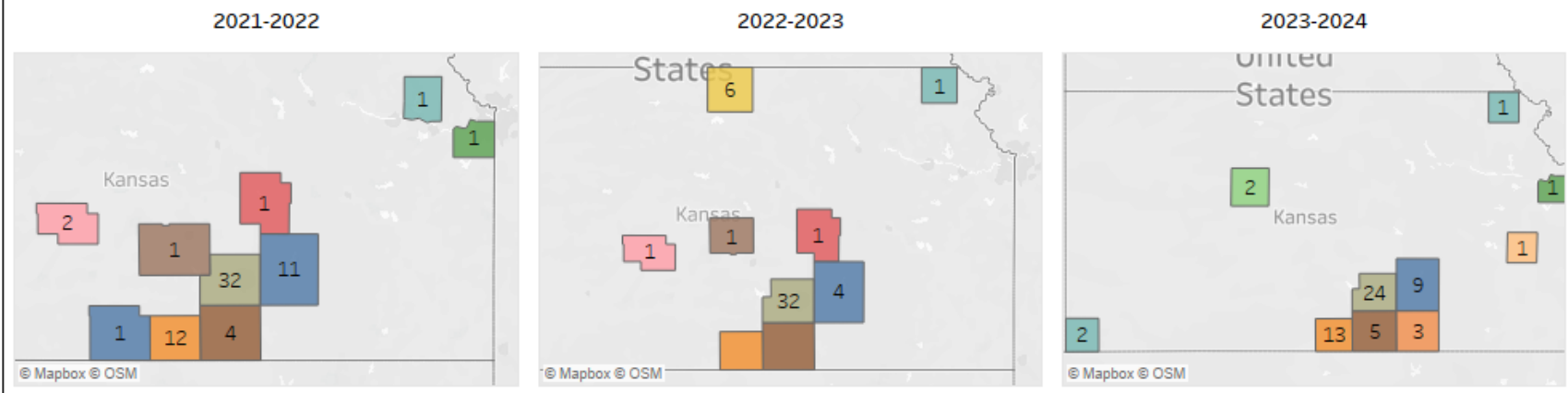


All Participating High School Locations by County

Public High Schools included in KBOR Service Area



Public & Private High Schools not included in KBOR Service Area



Home Schools

