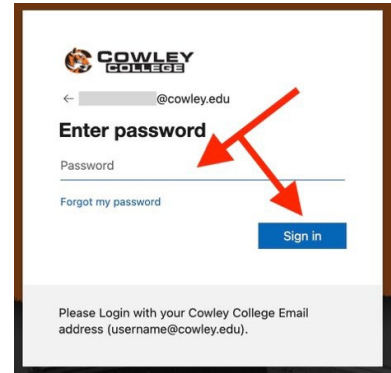
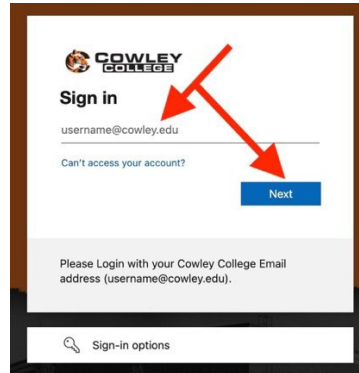


# Fixing Classlink account not connected issue


Go to [cowley.blackboard.com](https://cowley.blackboard.com)

When the screen comes up, click on “Click to Enter”.

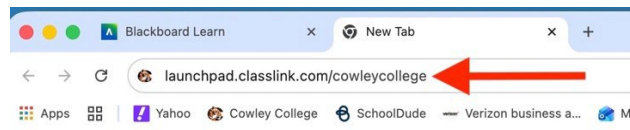
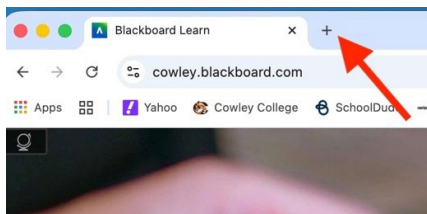
When the “Sign in” screen comes up, enter your Cowley College email address and click on “Next”, then enter your password on the next screen and click on “Sign in”



You should now be logged in to Blackboard.



Open a second browser window by clicking on the “+” on the top of your browser window, then in the new tab, type “[launchpad.classlink.com/cowleycollege](https://launchpad.classlink.com/cowleycollege)” and hit the return key



When the sign on page comes up click on “Sign in with Microsoft”, then click on your Cowley College account to get logged in.

**\*After you’ve done these steps once, in the future, to log in go to:**

[launchpad.classlink.com/cowleycollege](https://launchpad.classlink.com/cowleycollege)